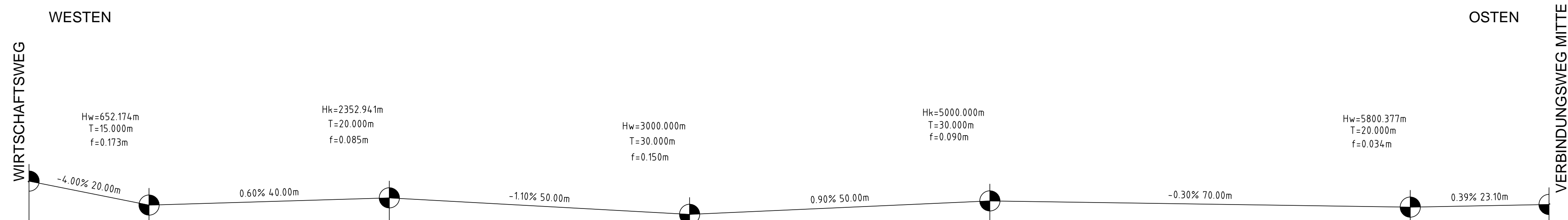


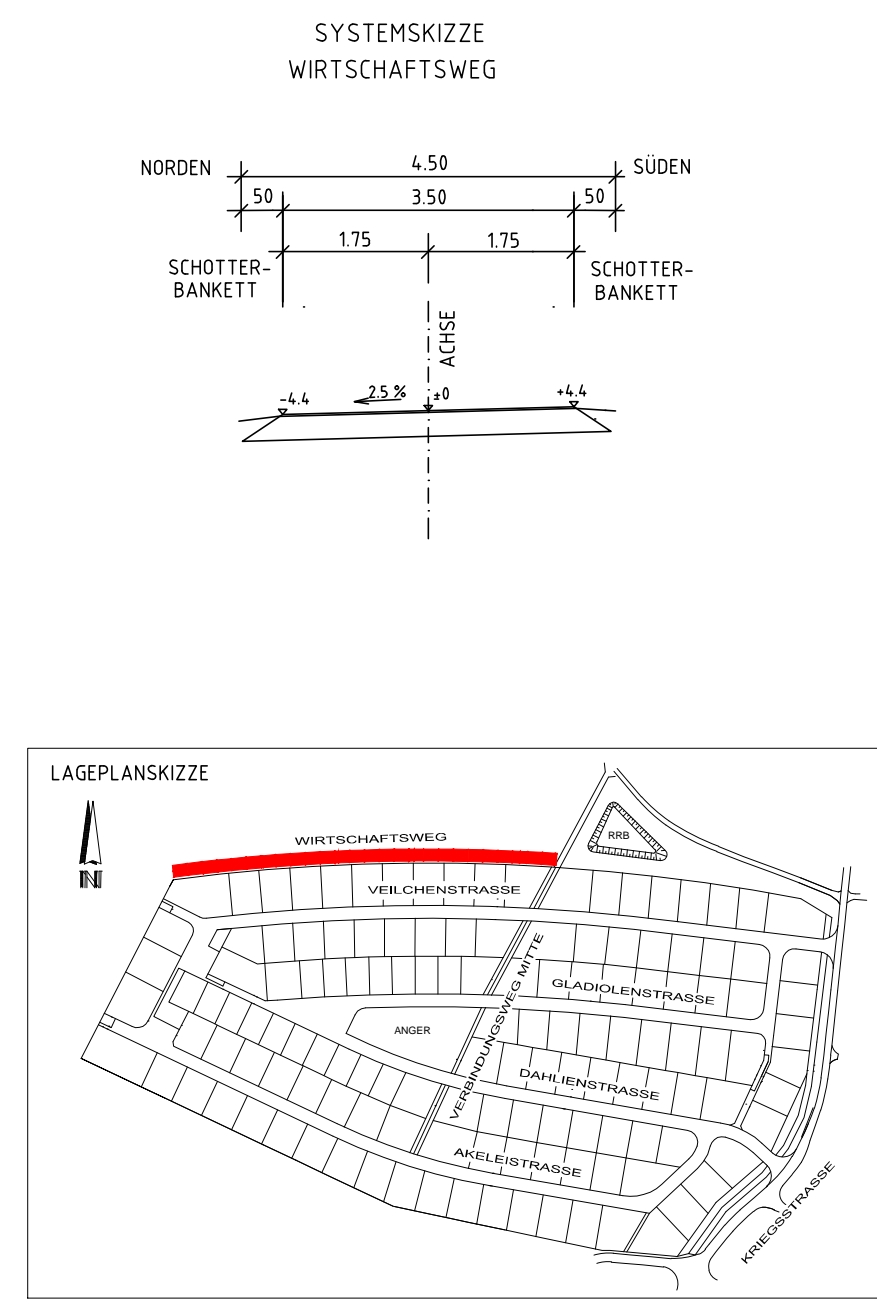
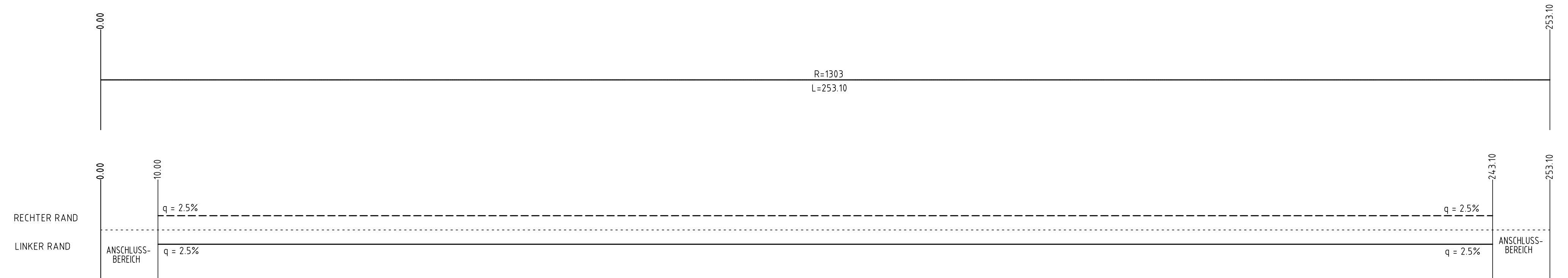
WIRTSCHAFTSWEG



| Station | m | Gelände | m+NN | Gehweg | m+NN | Abstand Straße-Gelände |
|---------|--------|---------|-------|--------|------|------------------------|
| 0+00 | 318.29 | 318.35 | -0.06 | | | |
| 5+00 | 318.02 | 318.15 | -0.13 | | | |
| 10+00 | 317.70 | 317.97 | -0.27 | | | |
| 20+00 | 317.54 | 317.72 | -0.18 | | | |
| 30+00 | 317.51 | 317.63 | -0.12 | | | |
| 31+89 | 317.52 | 317.63 | -0.11 | | | |
| 35+00 | 317.54 | 317.64 | -0.10 | | | |
| 40+00 | 317.57 | 317.67 | -0.10 | | | |
| 50+00 | 317.66 | 317.71 | -0.05 | | | |
| 54+12 | 317.69 | 317.71 | -0.03 | | | |
| 60+00 | 317.69 | 317.71 | -0.02 | | | |
| 70+00 | 317.60 | 317.66 | -0.06 | | | |
| 80+00 | 317.48 | 317.57 | -0.09 | | | |
| 90+00 | 317.36 | 317.48 | -0.12 | | | |
| 100+00 | 317.34 | 317.42 | -0.08 | | | |
| 110+00 | 317.28 | 317.39 | -0.11 | | | |
| 113+00 | 317.26 | 317.39 | -0.13 | | | |
| 120+00 | 317.30 | 317.40 | -0.10 | | | |
| 130+00 | 317.33 | 317.44 | -0.11 | | | |
| 140+00 | 317.44 | 317.51 | -0.07 | | | |
| 150+00 | 317.54 | 317.56 | -0.02 | | | |
| 160+00 | 317.74 | 317.60 | 0.14 | | | |
| 170+00 | 317.67 | 317.62 | 0.05 | | | |
| 175+00 | 317.60 | 317.62 | -0.02 | | | |
| 180+00 | 317.52 | 317.62 | -0.10 | | | |
| 190+00 | 317.46 | 317.60 | -0.14 | | | |
| 200+00 | 317.67 | 317.57 | -0.10 | | | |
| 210+00 | 317.45 | 317.54 | -0.09 | | | |
| 220+00 | 317.43 | 317.52 | -0.09 | | | |
| 227+40 | 317.40 | 317.51 | -0.11 | | | |
| 230+00 | 317.37 | 317.51 | -0.14 | | | |
| 240+00 | 317.33 | 317.53 | -0.20 | | | |
| 250+00 | 317.54 | 317.56 | -0.02 | | | |
| 253+10 | 317.57 | 317.57 | -0.00 | | | |

Krümmung 1/R

Querneigung 1/R





GEMEINDE GROSSMEHRING

ERSCHLISSUNG BAUGEBIET "GROSSMEHRING NORD-WEST"

HÖHENPLAN WIRTSCHAFTSWEG NORD

Zur Ausführung freigegeben:

Ausfertigung

Maßstab : 1:500/100

Datum : 12.12.2012
 Bearbeitet : Ranft
 Gezeichnet : Maier
 Geprüft :
 Projekt-Nr. : 8722
 Plan-Nr. : 32
 Anlage-Nr. : 12.8
 Blattgröße : 0.88m x 0.55m = 0.44m²

ENTWURFS- UND AUSFÜHRUNGSPLANUNG

Planung:
 Ingolstadt, den 12. Dezember 2012


TR INGENIEURE
 BRUNNENSTRASSE 2
 83054 TRUDERING
 TEL. 08441 / 25 28